

# MALI

## FY 2025 COUNTRY ROADMAP



### LEGEND



Mali's Estimate  
0-1, least to most  
advanced globally



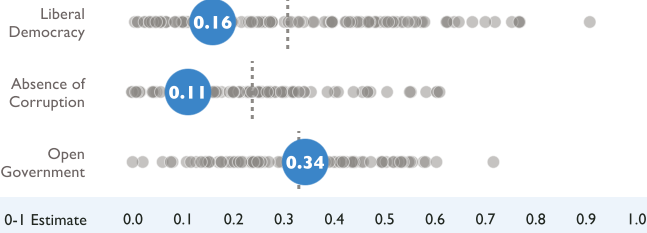
Other Low- and  
Middle-Income  
Countries' Estimates



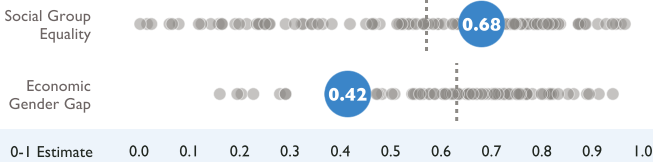
Average Estimate for  
Low- and Middle-  
Income Countries

## COMMITMENT

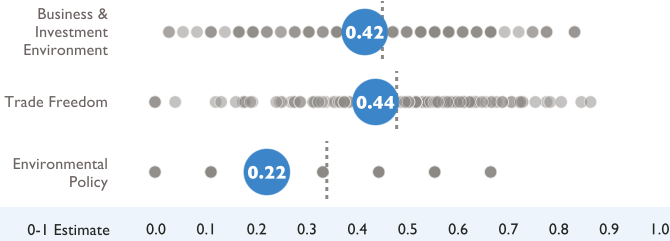
### OPEN AND ACCOUNTABLE GOVERNANCE



### INCLUSIVE DEVELOPMENT



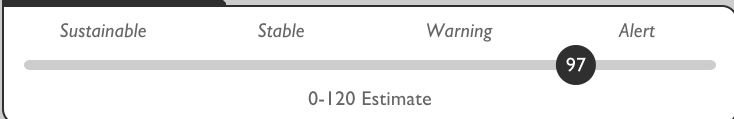
### ECONOMIC POLICY



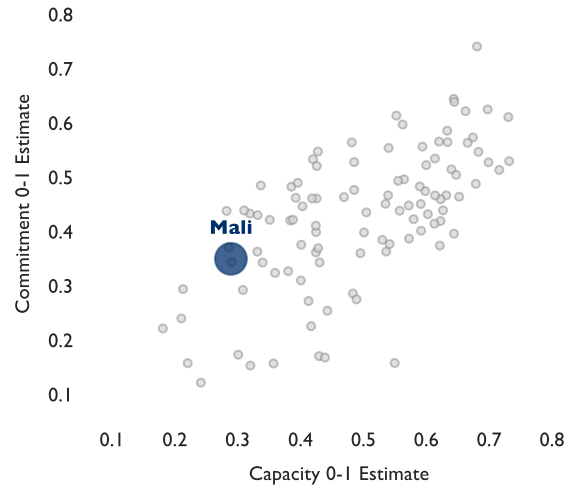
### RISK OF EXTERNAL DEBT DISTRESS



### FRAGILITY

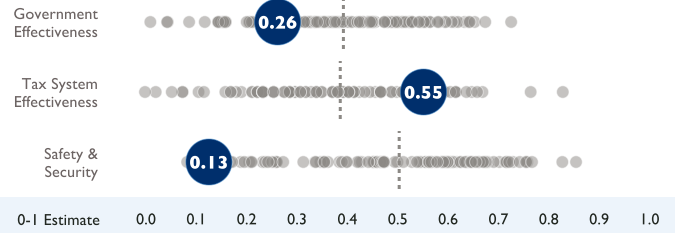


### LOW- & MIDDLE-INCOME SNAPSHOT

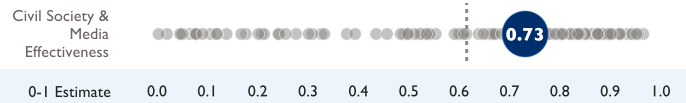


## CAPACITY

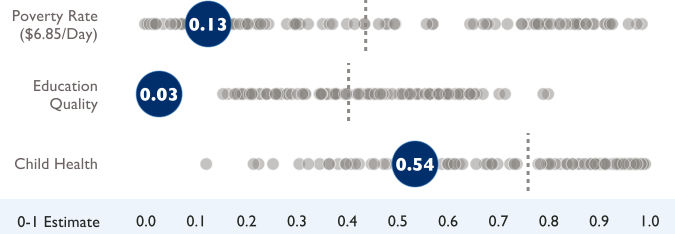
### GOVERNMENT CAPACITY



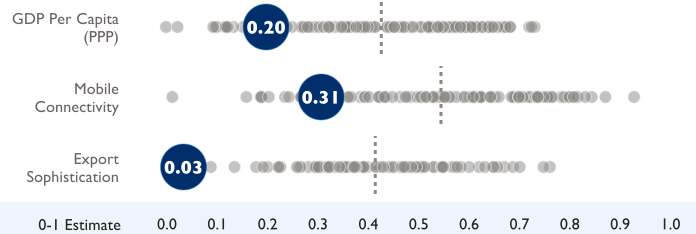
### CIVIL SOCIETY CAPACITY



### INDIVIDUAL CAPACITY



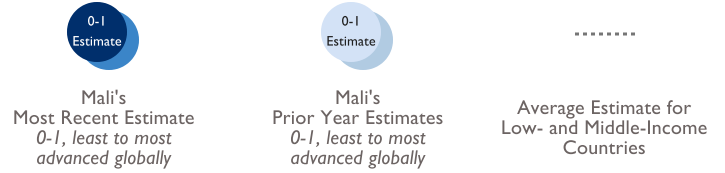
### CAPACITY OF THE ECONOMY



# MALI

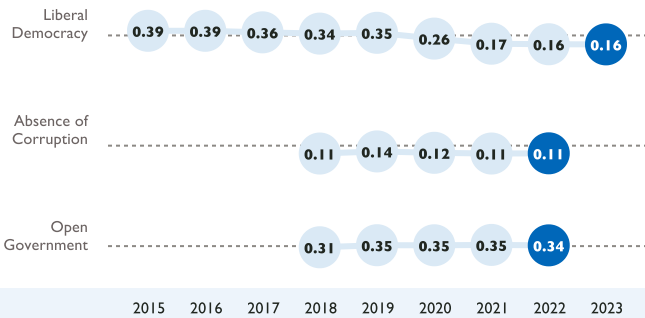
## FY 2025 COUNTRY TRENDS

### LEGEND

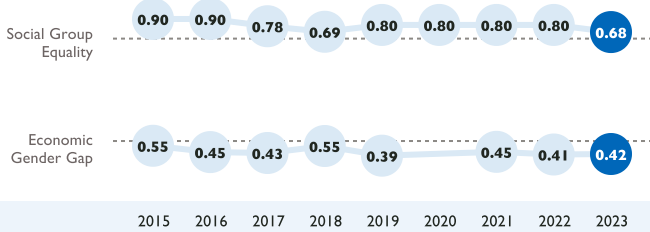


## COMMITMENT

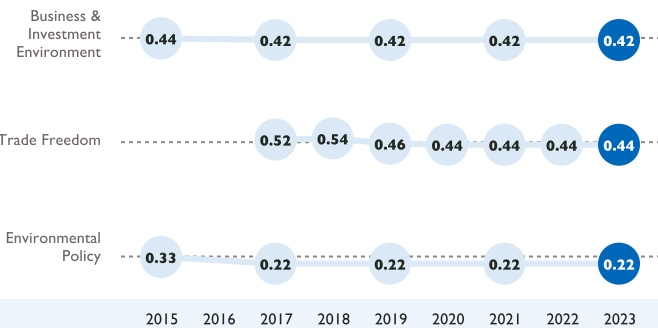
### OPEN AND ACCOUNTABLE GOVERNANCE



### INCLUSIVE DEVELOPMENT



### ECONOMIC POLICY

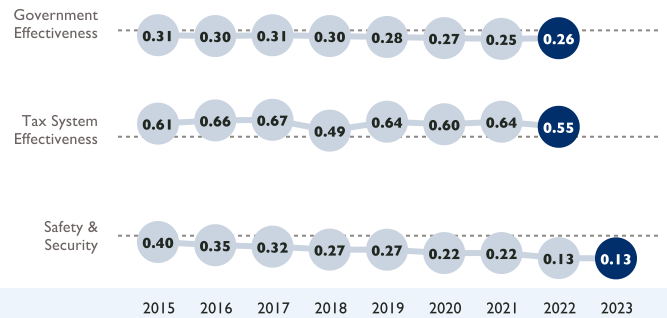


### METHODOLOGICAL NOTES


FY 2025 Country Roadmap results (darker shaded points) and prior year results (lighter shaded points) are normalized in the same manner to ensure comparability. In some instances, USAID has taken several additional measures to maximize comparability of results across time, including adjusting source reporting year to actual year of measurement and removing historical data that are no longer comparable due to methodological revisions. For more detail, please see the [USAID Country Roadmap Methodology Guide](#).

## CAPACITY

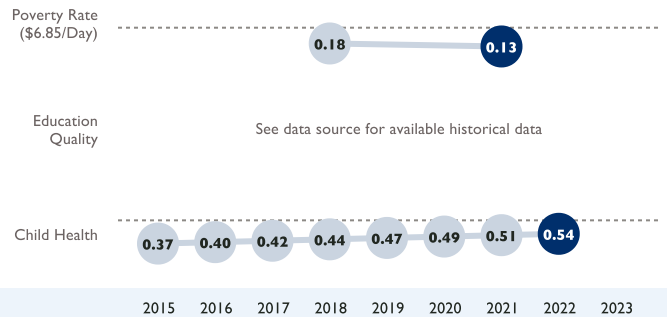
### GOVERNMENT CAPACITY



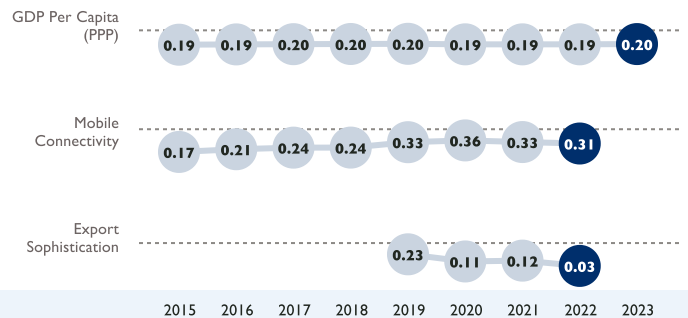
### CIVIL SOCIETY CAPACITY



### INDIVIDUAL CAPACITY



### CAPACITY OF THE ECONOMY



# COUNTRY ROADMAPS

## INDICATOR DEFINITIONS AND SOURCES

### COMMITMENT

#### OPEN AND ACCOUNTABLE GOVERNANCE

**Liberal Democracy:** Measures freedom of expression, freedom of association, suffrage, elections, rule of law, judicial constraints on the executive branch, and legislative constraints on the executive branch. Source: [Varieties of Democracy \(V-Dem\)](#), [Liberal Democracy Index](#).

**Absence of Corruption:** Measures the prominence of three forms of corruption—bribery, improper influence by public or private interests, and misappropriation of public funds or other resources—among government officials in the executive branch, the judiciary, the military, police, and the legislature. Source: [World Justice Project](#), [Rule of Law Index](#).

**Open Government:** Measures the degree to which a government shares information, empowers people with tools to hold the government accountable, and fosters citizen participation in public policy deliberations. Source: [World Justice Project](#), [Rule of Law Index](#).

#### INCLUSIVE DEVELOPMENT

**Social Group Equality:** Measures political equality with respect to civil liberties protections across social groups as defined by ethnicity, religion, caste, race, language, and region. Source: [Varieties of Democracy \(V-Dem\)](#), [Social Group Equality in Respect for Civil Liberties](#).

**Economic Gender Gap:** Index comprising five components: (1) wage equality between women and men for similar work; (2) the ratio of female estimated earned income to male income; (3) the ratio of female labor force participation to male participation; (4) the ratio of female legislators, senior officials, and managers to male counterparts; and (5) the ratio of female professional and technical workers to male counterparts. Source: [World Economic Forum](#), [Global Gender Gap Report](#), [Economic Participation and Opportunity Sub-Index](#).

#### ECONOMIC POLICY

**Business & Investment Environment:** Assesses four core facets of the business and investment climate: (1) *Private Enterprise* in terms of private firm protections; (2) *Competition Policy* in terms of the existence and enforcement of competition safeguards; (3) *Market Organization* in terms of the strength of market-based competition fundamentals; and (4) *Property Rights* in terms of the extent to which governments ensure well-defined property rights and regulate the acquisition, benefits, use, and sale of property. Source: [Bertelsmann Transformation Index \(BTI\)](#).

**Trade Freedom:** Measures a country's openness to international trade based on average tariff rates and non-tariff barriers to trade. Source: [Heritage Foundation](#), [Index of Economic Freedom](#).

**Environmental Policy:** Gauges the soundness of environmental stewardship and natural resource management, factoring an array of macroeconomic policies with environmental and climatic consequences, such as energy and tax policies, and incentives for firms and households. The metric also factors whether legislation and regulations are effectively executed, as well as the influence of stakeholders beyond the government, including the private sector and civil society. Source: [Bertelsmann Stiftung Transformation Index \(BTI\)](#).

**Risk of External Debt Distress:** Rates each country's risk of public sector debt distress on a four-tier scale based on its debt and market structures, fiscal and macroeconomic outlook, and institutional capacity to manage debt burden. Ratings are available for 61 lower-income countries. Source: [International Monetary Fund](#), [Debt Sustainability Analysis for Low-Income Countries](#).

**Fragility:** Gauges the risk of the pressures facing each state overwhelming its capacity to manage those pressures, drawing on twelve key political, social, and economic indicators. Scores are provided on a 0-120 scale, with higher scores representing greater fragility. Source: [Fund for Peace](#), [Fragile States Index](#).

The FY 2025 Country Roadmaps draw on the latest data available as of July 2024, with latest results typically covering the 2023 or 2022 period. All source data are derived from third-party institutions. All indicators are weighted equally in the calculation of the overall Commitment and Capacity estimates. Map boundary representations are not necessarily authoritative. For more information on definitions and sources, please visit [roadmaps.usaid.gov](#).

### CAPACITY

#### GOVERNMENT CAPACITY

**Government Effectiveness:** Measures the quality of public services, the quality of the civil service and its independence from political pressure, the quality of policy formulation and implementation, and the credibility of the government's commitment to its stated policies. Source: [World Bank](#), [Worldwide Governance Indicators](#).

**Tax System Effectiveness:** Ratio between a country's actual tax collection and the estimated level of tax revenue that a country could achieve, given its macroeconomic, demographic, and institutional features. Source: [USAID](#), [Collecting Taxes Database](#), [Tax Effort Indicator](#).

**Safety & Security:** Measures the extent to which societies are free from internal conflict, crime and criminality, political instability and political terror, arms proliferation, and terrorism. Source: [Institute for Economics and Peace](#), [Global Peace Index](#), [Internal Peace Scores](#).

#### CIVIL SOCIETY CAPACITY

**Civil Society & Media Effectiveness:** Measures the range of actions and mechanisms that citizens, civil society organizations, and an independent media can use to hold a government accountable. The mechanisms include using informal tools such as social mobilization and investigative journalism. Source: [Varieties of Democracy \(V-Dem\)](#), [Diagonal Accountability Index](#).

#### INDIVIDUAL CAPACITY

**Poverty Rate (\$6.85/Day):** Measures the percent of the population living on less than \$6.85/day in purchasing power parity (PPP) terms. Source: [World Bank](#), [Poverty and Inequality Platform](#).

**Education Quality:** Gauges both the quality of education—using harmonized scores across major international student achievement testing—and the quantity of schooling received—using age-specific enrollment rates—to evaluate the relative performance of educational systems worldwide. Source: [World Bank](#), [Human Capital Index](#), [Learning-Adjusted Years of Schooling Indicator](#).

**Child Health:** A composite measure that aggregates child mortality, access to at least basic water sources, and access to at least basic sanitation facilities. Source: [Columbia University Center for International Earth Science Information Network \(CIESIN\)](#).

#### CAPACITY OF THE ECONOMY

**GDP Per Capita (PPP):** Measures the flow of resources available to households, firms, and government to finance development as the country's total Gross Domestic Product (PPP) divided by the country's population. Source: [World Bank](#), [World Development Indicators](#).

**Mobile Connectivity:** Gauges four key enablers of mobile internet connectivity, including: (1) the availability of high-performance mobile infrastructure, (2) the affordability of mobile services and devices, (3) consumer skills and awareness, and (4) the accessibility of secure, relevant online content and services for local populations. Source: [GSMA](#), [Mobile Connectivity Index](#).

**Export Sophistication:** Measures the diversity and ubiquity of a country's exported goods, key markers that can help gauge economic sophistication and resilience. Source: [Center for International Development at Harvard University](#), [Economic Complexity Index](#).